



Equestrian Riding Helmet Policy

2017 Update

It is mandatory for all NZPCA members to wear a protective helmet at all times when mounted (including at prize-giving) with a chinstrap fastened and adjusted so as to prevent movement of the helmet in the event of a fall.

The fit of the helmet and the adjustment of the harness are as crucial as the quality. Members are advised to try several makes to find the best fit. The helmet should not move on the head when the head is tipped forward.





Helmets must be replaced after a severe impact as subsequent protection will be significantly reduced. Helmets deteriorate with age and should be replaced after three to five years depending upon the amount of use.

It is strongly recommended that second hand helmets are not purchased.

Helmet Standards

This policy defines the quality of manufacture that is required for Equestrian Riding Helmets at Pony Club events and activities. The individual disciplines also have additional requirements.

The helmet standards accepted as of 1st August 2017 are detailed in the table below:

Helmet Standard	Safety Mark	Allowed at the following activities:
PAS 015:1998 or 2011 with BSI Kitemark		All Activities
VG1		All Activities
Snell E2001 with the official Snell label and number		All Activities
ASTM-F1163 2004a, F1163-11 or F1163-15 with the SEI mark	 Certified by SEI to ASTM F1163	All Activities
AS/NZS 3838 1998, 2003 or 2006		All Activities

- The PAS 015: 1998 or 2011 and the Snell E2001 meet higher impact criteria and therefore give more protection for cross-country riding, whether it be at rallies, examinations, competition, or training. These types of helmets, often referred to as jockey helmets, have no fixed peak, peak type extensions or noticeable protuberances above the eyes or to the front and should have an even round or elliptical shape with a smooth or slightly abrasive surface. A removable hat cover with a light flexible peak may be used if required.

Helmet Tagging

All helmets worn by Members at Pony Club events and activities must have on them an NZPCA Approved Helmet Tag which is red.

- Only helmets that meet the NZPCA approved helmet standards (see above) can be tagged.
- Once tagged – the tag must not be removed
- If there is no tag present – the helmet must be checked and tagged before the rider can participate in any Pony Club event or activity
- Only Chief / Head Coach or Gear Safety Checkers can attach NZPCA Approved Helmet Tags.
- NZPCA Approved Helmet Tags can be purchased from the NZPCA website, via the EShop, or by contacting the NZPCA Head Office

NZPCA Approved Helmet Tags must be attached to one of the harness straps of the helmet. This is done by wrapping the tag onto itself as many times as it will go, onto one of the harness straps of the helmet as shown in the photograph.



Tagging indicates that a helmet meets the accepted standards, NO check of the fit and condition of the helmet is implied. It is considered to be the responsibility of the Member’s parent / guardian to ensure that their helmet complies with the required standards and is tagged before they go to any Pony Club event. Also, they are responsible for ensuring that the manufacturer’s guidelines with regard to fit and replacement are followed.

If a helmet safety standard is changed or withdrawn from the system, NZPCA will notify all members and a new tag of a different colour will be issued and ALL helmets must be inspected before it is attached.

This policy

Replaces:	PP4.31 Policy On Tagging Helmets
Reviewed by:	NZPCA GM
Approved by:	NZPCA Board Chair
Approved on:	August 2017
Next Review	August 2018

References NZPCA General Regulations (Specific Regulation: 16.2 Helmets)